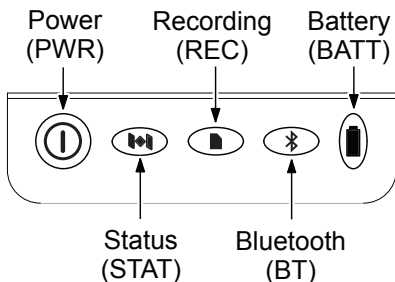





























GSX2 LED Display Panel



LED ICON KEY			
DISPLAY	SOLID	BLINKING	OFF
POWER BUTTON FUNCTIONS			
FUNCTION	PRESS BUTTON	LED DESCRIPTION	
Power On	1+ seconds	Power LED blinks green until startup is complete.	
Power Off	3-10 seconds	All LEDs are off. Release Power button when BATT LED is solid red.	
Factory Reset (Clear NVRAM)	10-15 seconds	All LEDs are off. Release Power button when STAT LED is solid red.	
Erase All Files	15-20 seconds	All LEDs are off. Release Power button when REC LED is solid red.	
Disregard	More than 20 seconds	All LEDs return to normal.	
Open/Close data file	3 times in a row within 2 seconds	Refer to REC LED description.	
TRACKING STATUS LED (STAT)			
ORDER	DISPLAY	STATUS	
1		Blinks once for each tracked GPS satellite.	
2		Blinks once for each tracked GLONASS satellite.	
3		Blinks once when no satellites or no solution. Off otherwise.	

LED ICON KEY			
DISPLAY	SOLID	BLINKING	OFF
			
RECORDING LED (REC)			
DISPLAY	INTERNAL MEMORY CAPACITY		
	Greater than 50%.	File logging is in progress. Each blink indicates data is being written to memory.	
	Greater than 10%.		
	Less than 10%.		
	Greater than 50%.	File closed. Solid light indicates no data is being logged.	
	Greater than 10%.		
	Less than 10%.		
	Erasing memory.	Alternating green and red LEDs indicate all files are being deleted.	
			
	Formatting memory.	Alternating red and yellow LEDs indicate the memory card is being initialized or formatted.	
			
	Missing or faulty memory.	LED off.	
BLUETOOTH LED			
	Bluetooth is on. Waiting for a connection.		
	Single Bluetooth connection is established.		
	Long-range Bluetooth connection(s) established. LED will blink once for each connection every 5 seconds.		
	Bluetooth is turned off.		
BATTERY LED (UNIT IS ON)			
DISPLAY	INTERNAL BATTERIES IN USE		
	Greater than 50% charge.		
	Greater than 15% charge.		
	Less than 15% charge.		
DISPLAY	EXTERNAL POWER SOURCE IN USE		
	External power source is in use. Batteries are fully charged.		
	Internal batteries greater than 50% charge. Batteries are charging.		
	Internal batteries greater than 15% charge. Batteries are charging.		
	Internal batteries less than 15% charged. Batteries are charging.		
BATTERY LED (UNIT IS OFF)			
	External power source is present. Batteries are fully charged.		
	External power source is present. Batteries are charging.		